

## NEW PAYMENT PORTAL REGISTRATION GUIDE

What will they need?

- Email address
- Loan number
- Property ZIP
- Last four of SSN

Registration instructions:

1. Visit <https://vhdawebpay.secureconduit.net> or <https://virginiahousingwebpay.secureconduit.net> and click “Register”



The screenshot shows the Virginia Housing login and registration interface. At the top is the Virginia Housing logo. Below it are two input fields: 'Username' and 'Password'. The 'Username' field has a 'Forgot username?' link to its right. The 'Password' field has a 'Forgot password?' link to its right. Below the password field is a 'Login' button. Underneath the 'Login' button are links for 'Register' and 'Quick Pay'. At the bottom of the page, there is a copyright notice: 'Copyright © 2021, M & A Ventures, LLC d/b/a REPAY, All rights reserved. Privacy Policy' and contact information: 'LoanServicing@VirginiaHousing.com | 800-235-6938 | Contact Us'.

2. Register on the new portal with any Virginia Housing loan
  - a. Email must be in a valid format (@something.com).
  - b. Username must be between 6 and 64 characters long.
  - c. Password must be at least twelve characters long, one uppercase letter, one lowercase letter, one digit and one of the following special characters (@\$!\*#?&).
  - d. ZIP code must be 5 digits.
  - e. SSN must be 4 digits.
  - f. Clicking on the eye icon to the right of the field will unmask the entry for viewing.
  - g. The Clear button will remove the entry from all populated fields at one time.

**Virginia Housing**

**Borrower Information**

Email

Username

Password    Re-enter Password

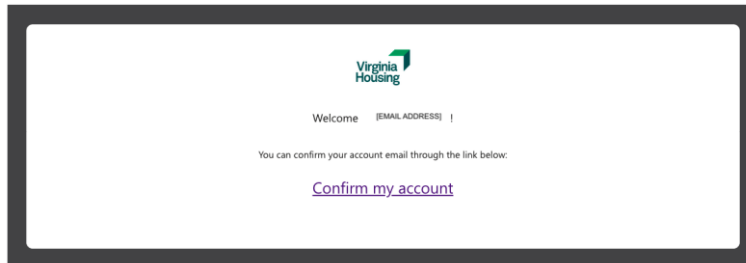
Loan Number

Property Zip Code  Last 4 of SSN

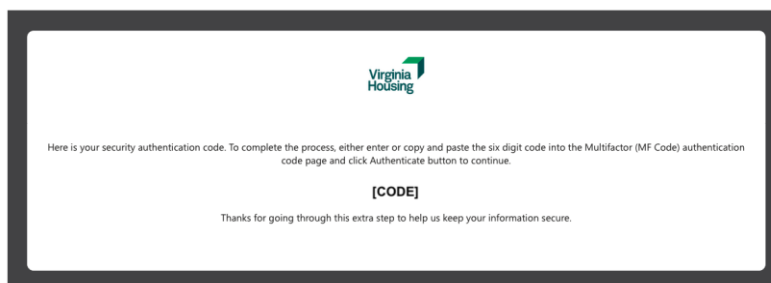
Already Registered?

Copyright © 2021, M & A Ventures, LLC d/b/a REPAY, All rights reserved. Privacy Policy  
 LoanServicing@VirginiaHousing.com | 800-235-6938 | Contact Us

3. Visit the enrolled email domain to find an email, Subject: Confirmation instructions From: [noreply@virginiahousing.com](mailto:noreply@virginiahousing.com). In the body of the email, click Confirm my account which will redirect to the web portal's login screen.



4. Login with the username and password from the registration, click Login.
5. Visit the enrolled email domain to find an email, Subject: Authentication Code From: [noreply@virginiahousing.com](mailto:noreply@virginiahousing.com).

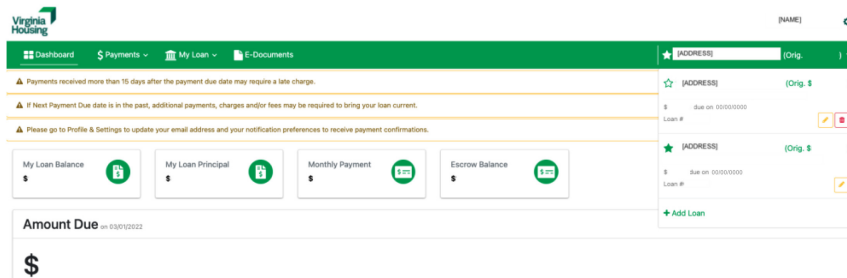


- In the body of the email, copy the authentication code and paste it into the web portal's MFA field, click Authenticate.



Once logged into the portal, they can link additional Virginia Housing loans to the registration.

- In the green bar, in the right corner, click the text next to the star. That will open a menu.



- Click "+ Add Loan," enter the information, and click "Add new loan."

REQUIRED TO OBTAIN YOUR LOAN CURRENTLY.

### Add New Loan ✕

Loan Number

Property Zip Code

Last 4 of SSN

Nickname

[Add New Loan](#)

9. In the green bar, in the right corner, click the text next to the star to open the menu and toggle between the multiple loans as needed.